

# Industrial Process Heating - Technology Assessment

---

## Contents

1.	Introduction to the Technology/System.....	2
1.1.	Industrial Process Heating Overview .....	2
2.	Technology Assessment and Potential .....	6
2.1.	Status of industrial process heating technologies .....	6
2.2.	Recent advances and improvements in process heating systems.....	7
2.3.	Opportunities to Improve Process Heating Technologies .....	8
3.	Program Considerations to Support R&D .....	12
3.1.	Future process heating technology needs and potential R&D efforts .....	12
3.2.	Summary .....	18
4.	Risk and Uncertainty, Other Considerations.....	18
4.1.	Industry-wide Barriers .....	18
5.	Sidebar; Case Studies .....	20
5.1.	Case study – Infrared heating reduces energy and improves material properties .....	20
6.	References .....	21

21 **1. Introduction to the Technology/System**

22 **1.1. Industrial Process Heating Overview**

23 Industrial process heating operations are responsible for more than any other of the manufacturing  
 24 sector’s energy demand, accounting for approximately 70% of manufacturing sector process energy end  
 25 use (see Figure 1) [2]. There are a wide range of process heating unit operations, and associated  
 26 equipment, that are to achieve important materials transformations such as heating, drying, curing,  
 27 phase change, etc. that are fundamental operations in the manufacture of most consumer and industrial  
 28 products including those made out of metal, plastic, rubber, concrete, glass, and ceramics [1]. Energy is  
 29 supplied from a diverse range of sources, and includes a combination of electricity, steam, and fuels  
 30 such as natural gas, coal, biomass and fuel oils. In 2010, process heating consumed approximately 330  
 31 Tbtu of electricity, 2,290 Tbtu of steam, and 4,590 Tbtu of mostly fossil fuels [2].  
 32

33 Process heating technologies are generally designed around four principal energy types:

- 34 1. Fuel-based process heating technologies;
- 35 2. Electricity-based process heating technologies;
- 36 3. Steam-based process heating technologies; and
- 37 4. Hybrid process heating technologies.

38  
 39 These technologies are based upon one or a combination of conduction, convection and radiative heat  
 40 transfer mechanisms; in practice, conduction/convection dominate lower temperature processes,  
 41 whereas radiative heat transfer dominates high temperature processes. Hybrid systems are an example  
 42 where there is a significant opportunity for technology improvements that can lead to manufacturing  
 43 efficiency improvements such as lower energy consumption, improved speed/throughput, greater  
 44 product quality, etc. by optimizing the heat transfer mechanisms to the manufacturing processes.  
 45

46 Fuel-based process heating systems generate heat energy through combustion of solid, liquid, or  
 47 gaseous fuels, and transfer it to the material either directly or indirectly. Combustion gases can be either  
 48 in direct contact with the material (i.e., direct heating via convection), or utilize a radiant heat transfer  
 49 mechanism by routing the hot gases through radiant burner tubes or panels and thus separated from  
 50 the material (i.e., indirect heating). Examples of fuel-based process heating  
 51 equipment include ovens, fired  
 52 heaters, kilns, and melters.  
 53  
 54

55  
 56 Electricity-based process heating systems can also transform materials through  
 57 direct and indirect processes. For example, electric current can be applied directly to  
 58 suitable materials leading to direct resistance heating;  
 59 alternatively, high frequency energy can be inductively  
 60 coupled to suitable materials leading to indirect heating. Electricity-based process heating systems  
 61 (sometimes called electrotechnologies) are used to perform operations such as heating, drying, curing,  
 62  
 63  
 64  
 65  
 66  
 67

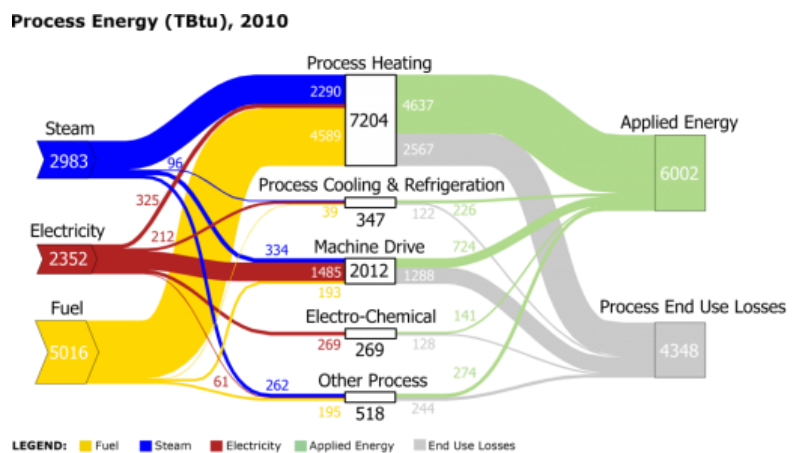


Figure 1 – Sankey diagram of process energy flow in U.S. manufacturing sector [2].

68 melting, and forming. Examples of electricity-based process heating technologies include electric arc  
69 furnaces, infrared emitters, induction heating, radio frequency drying, laser heating, microwave  
70 processing, etc.

71  
72 Steam-based process heating systems provide process heating through either direct heating or indirect  
73 application of steam. Similar to fuel-based direct and indirect systems, steam is either directly  
74 introduced to the process for heating (e.g. steam sparge) or indirectly in contact with the process  
75 through a heat transfer mechanism. Steam heating accounts for a significant amount of the energy used  
76 in lower temperature industrial process heating (<400 deg. F.). Use of steam based systems is largely for  
77 industries where heat supply is at or below about 400 deg. F. and where there is availability of low cost  
78 fuel or by products for use in steam generation. Use of cogeneration (simultaneous production of steam  
79 and electrical power) is another example where steam based heating systems are commonly used.<sup>1</sup> For  
80 example the fuel used to generate steam accounts for 89% of the total fuel used in the pulp and paper  
81 industry, 60% of the total fuel used in the chemical manufacturing industry, and 30% of the total fuel  
82 used in the petroleum refining industry [2].

83  
84 Hybrid process heating systems utilize a combination of process heating technologies based on different  
85 energy sources and/or different heating methods of the same energy source to optimize their energy  
86 use and increase overall process thermal efficiency. For example:

- 87 • Hybrid boiler systems combining a fuel-based boiler with an electric-based boiler using off-peak  
88 electricity are sometimes used in areas with lower cost electricity.
- 89 • Combinations of penetrating electromagnetic (EM) energy (e.g. microwave or radio frequency)  
90 and convective hot air can yield accelerated drying processes by selectively targeting moisture  
91 with the penetrating EM energy, yielding far greater efficiency and product quality than drying  
92 processes based solely on convection, which can be rate limited by the thermal conductivity of  
93 the material.

94  
95

---

<sup>1</sup> See the 2015 QTR Chapter 8 CHP Technology Assessment

96 **Table 1 - Characteristics of common industrial processes that require process heating**

<b>Manufacturing Operation</b>	<b>Applications [1]</b>	<b>Typical Temperature Range [3]</b>	<b>Estimated U.S. Energy Use (2010) [4]</b>
<b>Non-Metal Melting</b>	Plastics and rubber manufacturing; food preparation; softening and warming	1710–3000°F	265 TBtu
<b>Smelting and Metal Melting</b>	Casting; steelmaking and other metal production; glass production	1330–3000°F	1,285 TBtu
<b>Calcining</b>	Lime calcining	1150–2140°F	525 TBtu
<b>Metal Heat Treating and Reheating</b>	Hardening; annealing; tempering; forging; rolling	930–2160°F	270 TBtu
<b>Coking</b>	Ironmaking and other metal production	710–2010°F	120 TBtu
<b>Drying</b>	Water and organic compound removal	320–1020°F	1,560 TBtu
<b>Curing and Forming</b>	Coating; polymer production; enameling; molding; extrusion	280–1200°F	145 TBtu
<b>Fluid Heating</b>	Food preparation; chemical production; reforming; distillation; cracking; hydrotreating	230–860°F	2,115 TBtu
<b>Other</b>	Preheating; catalysis; thermal oxidation; incineration; other heating	210–3000°C	925 TBtu
<b>Total</b>			<b>7,204 TBtu</b>

97  
98 A large amount [2] of energy (7,204 TBtu/year in 2010) is used for process heating by the U.S.  
99 manufacturing sector, in the form of fuels, electricity, and steam. Common fuels include natural gas,  
100 coal, fuel oil, and liquefied gases. The petroleum refining, chemicals, pulp and paper, and iron and steel  
101 sectors also use by-product fuels from energy feedstocks. Approximately 13% of manufacturing fuel is  
102 used in generating electricity and steam onsite. Common process heating systems include equipment  
103 such as furnaces, heat exchangers, evaporators, kilns, and dryers. Characteristics of major  
104 manufacturing operations that involve process heating are shown in Table 1 above.

105  
106 Key R&D opportunities for energy and emissions savings in industrial process heating operations are  
107 summarized in **Error! Reference source not found.** Table 2 below. Waste heat losses are a major  
108 consideration in process heating, especially for higher-temperatures process heating systems such as  
109 those used in steelmaking and glass melting. Losses can occur at walls, doors and openings, and through  
110 the venting of hot flue and exhaust gases. Overall, energy losses from process heating systems total over  
111 2,500 TBtu per year. Waste heat production can be minimized through the use of lower-energy  
112 processing techniques such as microwave, ultraviolet, and other electromagnetic processing, which  
113 deliver heat directly where it is needed rather than heating the environment. These techniques also  
114 have the potential to produce entirely new or enhanced manufactured products because  
115 electromagnetic energy interacts with different materials in unique ways.

116

117 **Table 2 - R&D Opportunities for Process Heating and Projected Energy Savings [4]**

R&D Opportunity	Applications	Estimated Annual Energy Savings Opportunity (TBtu)	Estimated Annual GHG Emissions Savings Opportunity (million metric tons CO <sub>2</sub> -eq [MMT])
Advanced non-thermal water removal technologies	Drying and Concentration	500 TBtu	35 MMT
Hybrid distillation	Distillation	240 TBtu	20 MMT
New catalysts and reaction processes to improve yields of conversion processes	Catalysis and Conversion	290 TBtu	15 MMT
Lower-energy, high-temperature material processing (e.g., microwave heating)	Cross-Cutting	150 TBtu	10 MMT
Advanced high-temperature materials for high-temperature processing	Cross-Cutting	150 TBtu	10 MMT
“Super boilers” to produce steam with high efficiency, high reliability, and low footprint	Steam Production	350 TBtu	20 MMT
Waste heat recovery systems	Cross-Cutting	260 TBtu	25 MMT
Net and Near-Net-Shape Design and Manufacturing	Casting, Rolling, Forging, and Powder Metallurgy	140 TBtu	10 MMT
Integrated Manufacturing Control Systems	Cross-Cutting	130 TBtu	10 MMT
<b>Total</b>		<b>2,210 TBtu</b>	<b>155 MMT</b>

118

119 The performance of a process heating system is determined by its ability to achieve a certain product  
 120 quality under given manufacturing requirements (for example, high throughput, and low response time).  
 121 The energy efficiency of a process heating system is determined by the energy use attributable to the  
 122 heating system per unit processes (heated, melted, etc.). Efficient systems manufacture a product at the  
 123 required quality level with the lowest energy intensity values. Energy efficient systems create a product  
 124 with less input energy to the process heating systems per unit of product heated or melted at a given  
 125 temperature increment.

126

127 Industrial process heating system, as defined broadly by the industry and DOE – Advanced  
 128 Manufacturing Office (AMO), includes the entire system used for heating or melting of materials. A  
 129 diagram of the major process heating components [5] is shown in Figure 2.

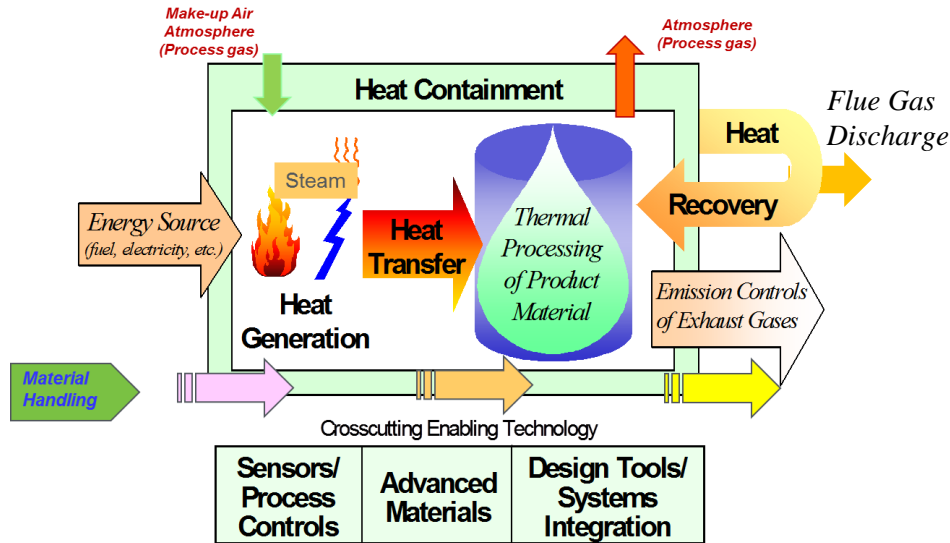


Figure 2 - Major Components or Modules of Combustion Based Industrial Heating System [5].

130  
131  
132

The system includes following major aspects, and each has an opportunity for technological improvement:

- 133 • Energy supply source (fuel, electricity or steam)
- 134 • Heat released from the supply source
- 135 • Heat transfer to various parts of heating equipment from heat source such as hot gases
- 136 produced by combustion
- 137 • Heat containment that allows the user to maintain desired temperature and operating
- 138 conditions such as specified process atmosphere
- 139 • Flue gas discharge with required flue gas processing
- 140 • Waste heat recovery, where applicable
- 141 • Material handling system
- 142 • Safety and process controls
- 143 • Advanced materials used in construction and operation of the system

144  
145  
146  
147

However, systems-wide improvements leading to optimized operation requires complex multi-physics solutions; hence, there are significant opportunities for technology improvements that can benefit from high-performance computing (HPC) approaches.

148  
149

In the next section, the technology assessment addresses the following three topics:

- 150 • Status of industrial process heating technologies,
- 151 • Recent advances and improvements in process heating systems, and
- 152 • Opportunities to improve process heating technologies.

153

## 154 2. Technology Assessment and Potential

### 155 2.1. Status of industrial process heating technologies

156 In the past a steady investment into research for process heating and related topics such as combustion  
157 has contributed in development of innovative technologies that have resulted in substantial  
158 improvements in energy efficiency of industrial processes. Major strides could be made towards  
159 reducing energy use and reducing Green House Gas (GHG) emissions to meet the national goals. Process

160 heating and combustion R&D offers many incentives such as energy intensity reduction, lower energy  
161 costs, augmented national security, and above all future exports of entirely new technologies to a world  
162 becoming ever more dependent on the continuing use of indigenous fuels. At the same time indications  
163 are multiplying that strongly suggest that our utilization of carbonaceous fuels must either be restricted  
164 severely or new carbon sequestration technologies must be developed and installed, in order to limit  
165 maximum carbon dioxide concentrations in the atmosphere.

166  
167 In an attempt to subdivide a very large and complex subject it is necessary to expand the field of  
168 industrial process heating into a number of smaller areas. The R&D areas directly related to process  
169 heating are as follows:

- 170 • Process Heating System Components and processes,
- 171 • Process Heating Controls
- 172 • Process Heating System Auxiliaries

173  
174 Technology development and advancement in the industrial process heating area is primarily  
175 undertaken by industry even if it has only modest financial means to spend on new technology and  
176 equipment development. In addition to industrial R&D, the US government and several companies  
177 operating in the energy sector have provided funding for advancing the state of the art of combustion  
178 technology.

179

## 180 **2.2. Recent advances and improvements in process heating systems**

181 Although no major break-through technology additions have been made recently that have been  
182 adopted by industry, modest contributions by the industry and supported R&D can be found in these  
183 development areas:

- 184 • Digital Control Equipment,
- 185 • Reduction of NO<sub>x</sub> Emissions,
- 186 • Improvements in Thermal Efficiency of Selected Processes,
- 187 • Improvements in High Temperature Materials Availability,
- 188 • Advancements in Enhanced Heat Transfer, and
- 189 • Introduction of a Few Improved Combustion Equipment Products and Burners.

190

191 A casual analysis of reasons for this low production efficiency of sponsored technology advancement  
192 reveals at least one factor; the present system of technology advancement in mature industries is not  
193 very conducive to innovation.

194

195 There are three major actors that continue to actually advance industrial process heating and  
196 combustion related technologies by carrying out research, development, engineering, and process and  
197 equipment demonstration trials. These actors are:

- 198 • Industrial Companies Using Heating Processes,
- 199 • Industrial Companies Manufacturing and Marketing Process Heating and Combustion  
200 Equipment, and
- 201 • R&D Institutions Conducting Contract Research.

202

203 During the last 35 years two organizations have been active in funding research and development of  
204 industrial combustion systems programs while several other organizations and private industrial  
205 companies have been active in conducting research and product development. Some of these funding  
206 organizations are:

207  
208  
209  
210  
211  
212  
213  
214  
215  
216  
217  
218  
219  
220  
221  
222  
223  
224  
225  
226  
227  
228  
229  
230  
231  
232  
233  
234  
235  
236  
237  
238  
239  
240  
241  
242  
243  
244  
245  
246  
247  
248  
249  
250

Funding Organizations

- The U.S. Department of Energy,
- The Gas Research Institute – GRI (now, Gas Technology Institute – GTI),

Research and Development Organizations

- Institute of Gas Technology (IGT), now Gas Technology Institute
- Lawrence Berkeley Laboratory
- Oak Ridge National Laboratory
- Several burner companies in collaboration with industrial companies
- Universities and several private companies.

Over the last forty years, more than five hundred US Patents [7] have been issued or assigned to the organizations working on R&D projects for the organizations mentioned above out of which a large percentage of these patents deal with process heating and combustion related technologies. Many of the project ideas were generated within the institutions mentioned above while others were proposed by industrial contractors.

The majority of the development work can be divided in the following categories:

- Development of flame based combustion devices such as burners that would improve “efficiency” of combustion, reduce emissions and enhance heat transfer from combustion products to the material processed for a variety of applications [11].
- Development of other types of combustion systems (non-burner type) such as catalytic combustion [11].
- Development of sensors and control systems related to flame or combustion products monitoring [11].
- Development of combustion system that includes heat recovery devices such as self-recuperative burners [11].
- Development of integrated heating systems such as super boiler and application of combined heat and power (CHP) [11].

Some major and some moderate advancement in process heating/combustion technologies took place in:

- Reduction of Combustion Generated Nitrogen Oxides,
- Development of High Temperature Silicon Carbide or Silicon Nitride Radiant Tubes,
- Oscillating Combustion Systems,
- Flameless combustion for high temperature processes,
- Oxygen Enriched Air and Pure Oxygen Based Combustion,
- Regenerative burners or combustion systems, and
- Flame Impingement Heating.

Some of the project ideas were generated within the five institutions mentioned above while most others were developed by the equipment suppliers.

**2.3. Opportunities to Improve Process Heating Technologies**



252 Performance of process heating steps (as described in Figure 2) is greatly affected by enabling  
253 technologies such as sensors and process controls, advanced materials, and design tools/systems  
254 integration. Opportunities for improvement are presented below for each technological challenge area,  
255 with enabling technologies discussed first because of their crosscutting nature. The R&D opportunities  
256 to overcome technological barriers to improved process heating are presented in the next section.  
257

258 **Low Thermal Budget Processes:**

259 Electricity consumes a small share (325 TBtu – Figure 1) of the energy consumed by process heating.  
260 Expanded use of electrotechnologies has significant potential to reduce energy use and improve energy  
261 productivity of the process industries, materials production industries, and materials fabrication  
262 industries. Electrotechnologies that have been demonstrated to show significant benefits over  
263 traditional industrial process heating applications include infrared, microwave, and radio frequency for  
264 heating, curing and drying operations; as well as induction for heating, heat-treating and melting.<sup>2</sup>  
265

266 There exists a significant opportunity to deploy high frequency electrotechnologies<sup>3</sup> for applications that  
267 benefit from selective and/or volumetric heating, which can dramatically reduce the energy  
268 requirements, but more importantly can enable the manufacture of improved or new products. For  
269 example, microwave (MW) energy has been demonstrated to accelerate chemical reactions by orders of  
270 magnitude;<sup>4</sup> sinter ceramics; alter grain structure in sintered metals;<sup>5</sup> and provide new pathways in the  
271 manufacture of carbon fiber.<sup>6</sup> However, the successful development of MW and RF processes requires  
272 a comprehensive understanding of the physics of the process and system.  
273

274 The physics of electromagnetic (EM) wave/material interaction is complex, and are compounded by the  
275 coupled heat and mass transfer as well as the materials physics and chemistry. Further, because the  
276 material to be processed (the load) becomes an integral part of the overall system, the equipment  
277 design - especially the applicator design – is far more critical than in traditional heating processes.  
278 Benefits include significant efficiency advantages, and in many cases the EM energy becomes the  
279 *enabling technology* in the manufacture of materials and products. In recent years, commercial EM  
280 simulation programs have been adapted from communications applications to MW heating applications,  
281 but these packages are insufficient to thoroughly model all aspects of the process. This technology  
282 development process can benefit from application of high performance computing, where simulations  
283 of the EM, thermal, and materials interactions can optimize the overall process development.  
284

285 **Sensors and Process Controls:** Reproducible product quality during thermal processing depends on the  
286 ability to effectively measure, monitor, and control process heating operations, thus minimizing product  
287 variability. This level of control requires reliable and affordable sensors and control systems that can  
288 withstand harsh environments without recalibration for a certain minimum time (on the order of one  
289 year) [8]. The key opportunities for R&D of sensors and process controls are:

- 290 • Direct process measurement sensors
- 291 • Low-cost sensors that are rugged, accurate, non-intrusive, and easy-to-use and maintain
- 292 • Reducing failures and inaccuracies of thermocouples and other sensors

---

<sup>2</sup> *Electrotechnology Applications in Industrial Process Heating*. EPRI, Palo Alto, CA: 2012 1024338.

<sup>3</sup> Cresko, J.W. “Fundamentals and Application of Dielectric Heating Technologies For Materials Processing: A review,”  
Microwave Solutions for Ceramic Engineers; Clark, D.E. (editor), Wiley 2005 ISBN: 978-1-57498-224-4

<sup>4</sup> Varma; Kappe. (provide citations)

<sup>5</sup> Agrawal, Dinesh (provide citations)

<sup>6</sup> ORNL (provide citations)

- 293 • Technologies and methods to reliably monitor and control critical product parameters  
294 (temperature, chemistry, pressure, etc.)
- 295 • Cost effective overall process smart controls that can be integrated with the overall  
296 manufacturing system.
- 297 • Cost-effective flow control devices (e.g., air/fuel ratio control)  
298

299 **Advanced High-Temperature Materials:** The ability to increase the efficiency of thermal processing is  
300 severely restricted by the availability and cost of high-performance, high-temperature materials. Use of  
301 high-performance materials can aid design of compact equipment, reduce energy and emissions, offer  
302 lower operating and maintenance costs, and increase productivity [8]. The key for R&D of advanced  
303 high-temperature materials are:

- 304 • High-temperature materials that are machineable and formable at reasonable cost
- 305 • High-temperature materials that are creep- and crack-resistant
- 306 • Cost-effective, high-performance materials, especially for heating corrosive fluids
- 307 • Strength and corrosion of metallic components for structural and sensor protection
- 308 • Coatings to operate at higher temperatures  
309

310 **Design Tools and System Integration:** System performance is determined by equipment/component  
311 designs and system integration both within and across complex process heating operations. Models and  
312 other design tools can help achieve process specifications and optimize performance, while integration  
313 of the operations within a system can contribute to significant productivity gains. They can also help to  
314 reduce yield losses and maintain desired product quality [8]. The key opportunities for R&D of design  
315 tools and system integration are:

- 316 • Easy-to-use design tools for complex heating applications
- 317 • Expanded integration of design elements in models and simulation
- 318 • System integration in the areas of process control and heat recovery
- 319 • Design tools and integration for optimal performance for ovens, furnaces, and burners
- 320 • Techniques for repair and maintenance without shutting down equipment
- 321 • Technologies to optimize process speed and other parameters while maintaining safety
- 322 • Technologies to reduce probability of failure in complex systems
- 323 • Improved property data and validations for models
- 324 • Precise, integrated process-flow control models
- 325 • Robust, cyber-secure computer technologies  
326

327 **Heat Generation System:** For fuel-fired systems, the challenge is to optimize thermal efficiency,  
328 operating costs, and compliance with emission regulations. This optimization depends on factors such as  
329 control of air-fuel ratios during all stages of heating, fuel-mix variability, completeness of combustion,  
330 and performance of the burner over the range of its operation. With current technology, it is difficult to  
331 cost-effectively and simultaneously reduce emissions and increase efficiency. For electrical systems,  
332 system performance and cost depend on power losses associated with transmission and distribution,  
333 system cooling losses (particularly in induction heating), and reliability of the power supply. More  
334 effective heat generation could result in significant cost savings through improved energy efficiency,  
335 productivity enhancement, reduced emissions, and a safer workplace [8]. The key opportunities for R&D  
336 of heat generation systems are

- 337 • Cost effective technologies for high-temperature indirect heating
- 338 • Technologies to limit/eliminate fouling (which results in higher energy use)
- 339 • Alternate heating methods for specific processes

- 340 • Technologies to extend equipment run life while maintaining integrity
- 341 • Improved fundamental understanding of combustion processes (turbulent mixing, soot
- 342 properties/formation/loading)
- 343 • Combustion technologies that enable use of low heat-value fuels (e.g., waste fuels)
- 344 • Technologies for fuel flexibility
- 345 • Efficient air handling technologies

346

347 **Heat Transfer Systems:** Advancements in heat-transfer techniques and the designer’s ability to reliably  
348 predict them under varied operating production requirements would have an enormous impact on  
349 process productivity, product loss rates, energy efficiency, and operating costs [8]. The key opportunities  
350 are:

- 351 • Technologies to enable uniform heat transfer
- 352 • Technologies to improve the cost –effective utilization of high-temperature direct and indirect
- 353 convection systems
- 354 • High performance computing that can lead to targeted/customized solutions of complex design
- 355 challenges, such as the heat transfer contribution of combined radiation and convection heating
- 356 systems
- 357 • Difficulty in minimizing volume of heat transfer “box” or footprint relative to maximizing
- 358 thermal efficiency, minimizing emissions, and optimizing uniform heat transfer

359

360 **Heat Containment System:** Controlled heat generation and heat transfer for industrial processes require  
361 the use of a “box” that can contain heat, maintain the desired atmosphere, assist in heat transfer,  
362 reduce energy losses, and facilitate material handling. Design and maintenance of the box has significant  
363 impacts on energy costs, emissions, productivity, product quality, and personnel safety. Proper design,  
364 construction, operation, and maintenance are important to industrial process heating efficiency [8]. The  
365 key opportunities are:

- 366 • Resilient high-temperature seals
- 367 • Low-density and low-permeability primary insulation products

368

369 **Heat Recovery Systems:** A large percentage of the total energy input to heating systems can be  
370 recovered in the form of waste heat. Waste heat is produced in many forms, such as exhaust gases from  
371 combustion equipment, cooling water, trays, belts, and fixtures and, in some cases, the heated product  
372 itself. Today’s methods to collect, recover, and use waste heat often are not economically justifiable.  
373 This is especially true for low-temperature or low-grade heat (e.g., hot water or low-temperature flue  
374 products). Significant energy cost savings could be realized through advanced heat recovery systems [8].  
375 The key opportunities are:

- 376 • Technologies to economically capture/recover low-temperature heat with existing heat
- 377 exchanger or heat-storage technology
- 378 • Technologies to cost-effectively capture very high temperature exhaust heat

379

380 **Emissions Control Systems:** Emissions levels and compliance costs could both be considerably reduced if  
381 innovative emissions control technologies were developed for process heating [8]. The key opportunities  
382 are:

- 383 • Technologies to cost effectively generate ultra-low emissions
- 384 • Technologies to cost effectively reduce emissions and at the same time increase efficiency
- 385 • Technologies to minimize all pollutants/emissions simultaneously

- Technologies to cost effectively and simply filter nitrogen from ambient air for combustion systems
- Low-cost, reliable multi-element sensors and analyzers for combustion and process emissions

**Auxiliary Inputs:** Optimal product quality and heating system performance may be determined by the process atmosphere (i.e., mix of gases) used during thermal processing in several critical operations. These protective or process-enhancing atmospheres are either generated on-site or are obtained by using a mixture of stored gases (e.g., N<sub>2</sub>, H<sub>2</sub>, CO<sub>2</sub>, and NH<sub>3</sub>). Equipment and methods for using atmospheres have a significant effect on productivity and operating cost. Use of relatively pure oxygen for combustion is also becoming more common. Cost reductions in the production, storage, mixing, and control of these gases will increase efficiency, reduce emissions, and, in some cases, improve productivity and product quality [8]. The key opportunities in this area are:

- Low-cost oxygen to improve thermal efficiency of combustion equipment
- Technologies for low-cost separation of hydrogen from water

### 3. Program Considerations to Support R&D

#### 3.1. Future process heating technology needs and potential R&D efforts

For industry to achieve its desired performance targets for industrial process heating systems, it must focus R&D efforts on improvements to the entire system, integrating approaches that consider all of the components and, eventually, the entire manufacturing process. R&D activities should be designed to improve the productivity, product quality, and efficiency of the systems as a whole, incorporating GHG emissions as one of the critical issues.

#### Fuel-based Process Heating System – R&D Needs:

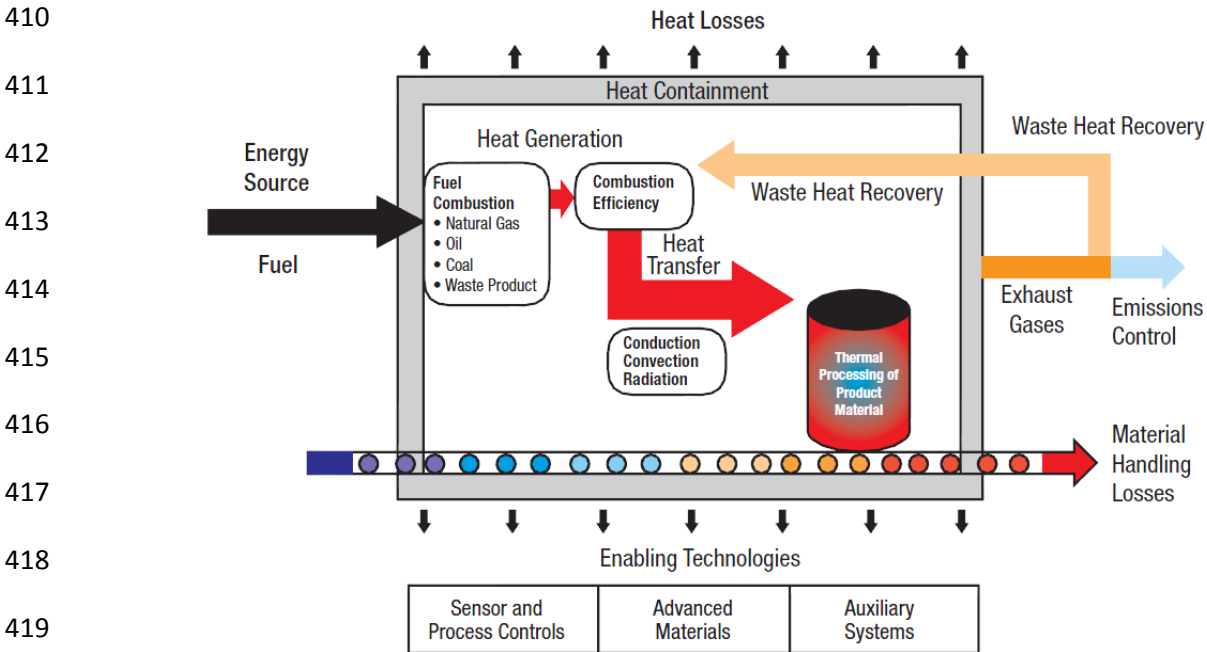


Figure 3 – A fuel-based process heating system and opportunities for improvement [1].

422 **Tools and Models**

- 423 • Computational tools that contain validated, high-fidelity combustion models
- 424 • Reliable, efficient model of turbulent, reacting flow
- 425 • Common method for measuring furnace efficiency
- 426 • Application-specific models
- 427 • Tools that account for transient phenomena
- 428 • Performance data for furnace equipment - in a standard format
- 429 • Design tools for heat recovery device design
- 430 • Robust, accurate models that consider process chemistry and fluid mechanics
- 431 • More user-friendly tools

432

433 **Sensors and Controls**

- 434 • Non-traditional sensors for more accurate measurement of temperatures and physical  
435 properties
- 436 • In-situ, real-time temperature sensing
- 437 • Image-based sensing to monitor surfaces
- 438 • Demonstration of real-time combustion control in pilot-scale environment
- 439 • “Smart” sensors and control systems (self-learning and -teaching)
- 440 • Robust sensors to measure critical parameters in harsh combustion environments
- 441 • Investigation of low-cost sensors used in the auto and other industries
- 442 • Low-cost reliable flame monitoring systems (flame quality, stability, etc.)
- 443 • Improved pressure measuring system and control device
- 444 • Low-cost reliable actuators
- 445 • Reliable, continuous flue gas analysis and temperature sensors
- 446 • Sensors that can accurately measure fuel and oxidant compositional characteristics
- 447 • Sensors to measure integrated energy use
- 448 • Continuous heat flux meter
- 449 • Real-time measurement of material failure

450

451 **Design and Development**

- 452 • Fundamentally new equipment and methods for heating and transferring heat (i.e., exothermic  
453 chemical reaction)
- 454 • New furnace design with improved efficiency (a smaller box)
- 455 • Integrated oxygen generation/furnace system (temperature- swing adsorption) such as ceramic  
456 membrane
- 457 • Enhanced heat transfer in furnaces
- 458 • Methods of indirect heating of materials
- 459 • Demonstration of atmosphere control for direct firing/heating (e.g., eliminate scale on steel)
- 460 • Alternatives for heat processing
- 461 • Hybrid systems or other methods to increase heat transfer to loads
- 462 • Innovative, cost-effective, heat recovery process:
  - 463 ○ Rapid cycle regenerative system
  - 464 ○ Low-temperature heat recovery (e.g. warm water)
  - 465 ○ Specific for oxy-fuel or oxy-enriched processes
- 466 • Uses of waste heat for emissions reduction

467

468 **Fundamental Understanding**

469 Better Understanding of:

- 470 • Particulate generation in combustion
- 471 • Mechanisms of product degradation
- 472 • Heat transfer and its application
- 473 • Mechanisms to generate heat with less volume
- 474 • Scale-up
- 475 • Formation of dioxins and furans below 1400 F in flue gas streams
- 476 • Flue gas stream characteristics for prediction of behavior in a heat recovery system
- 477 • Mechanism for capturing fine particulates under wet conditions (NO<sub>x</sub> conversion)
- 478 • Physical properties of different materials

479

480 **Materials**

- 481 • Improved materials for extending furnace life/reducing maintenance requirements
- 482 • Investigation of material compatibility data for probes and sensors
- 483 • Coatings to improve heat transfer and recovery
- 484 • Improved fabrication methods for advanced materials (i.e., for irregular shapes)

485

486 **System Integration**

- 487 • Combustion alternatives (e.g. induction heating)
- 488 • Systems integration analysis of combined end use to extend the co-generation concept
- 489 • Close coupling of manufacturing processes to reduce heat requirements
- 490 • Ways to reduce oxidation of reactive products
- 491 • Benchmarking classification of existing processes
- 492 • Identification of processes that have the most difficult problems with heat exchange/furnace operation
- 493
- 494 • Real-time thermal distribution

495

496 **Technology Transfer**

- 497 • State-of-the-art combustion lab(s) to validate CFD models and test materials
- 498 • Using information technology tools for personnel training
- 499 • Creation of development teams among users, researchers, and equipment manufacturers to focus on specific needs
- 500
- 501 • College curriculum for combustion engineers
- 502 • Characterization of the state of the industries (benchmarking)
- 503 • Development of opportunities for international cooperation on combustion technology research
- 504 • Industry certification program for safety
- 505 • Demonstration of technology developments in low-risk environments
- 506 • Identification and use of technical overlap in various industry applications
- 507 • Data transfer standards
- 508 • Combustion database integration and software engineering

509

510 **Electric-based Process Heating System – R&D Needs:**

- 511 • Improved control system to allow overall efficiency of the heating system
- 512 • Intelligent selection for induction coils for induction systems
- 513 • Heat recovery from melting systems including arc furnaces and induction melting system

- 514 • Improved materials for electrical heating elements for higher temperature applications, survival  
515 in heat treating atmospheres, radiant tubes (used for enclosing heating elements) etc.
- 516 • Development of high capacity electric glass melting furnaces.
- 517 • Multi-physics modeling software that allows proper parameter selection for electric-fuel fired  
518 hybrid systems to optimize energy use and production in high temperature applications.

519

#### 520 **Steam-based Process Heating System – R&D Needs:**

- 521 • High convection systems for use in steam heated dryers to increase productivity and  
522 temperature uniformity
- 523 • Use of hybrid systems that use fuel firing and steam heating
- 524 • Replacement of steam heated systems by gas or clean fuel fired eating systems
- 525 • Air leakage reduction through innovative design and control for dryers
- 526 • Heat recovery from steam heated systems
- 527 • Improved materials for steam – air heat exchangers to withstand gases with contaminants.

528

#### 529 **Fundamental Understanding**

530 Better understanding of:

- 531 • Efficient conversion of all fuels to H<sub>2</sub>O and CO<sub>2</sub> (for catalytic combustion systems)
- 532 • Chemistry of the conversion of fuel nitrogen to NO<sub>x</sub>
- 533 • Heat transfer characteristics of flames and combustion products
- 534 • Water treatment chemistry

535

#### 536 **Sensors and Controls**

- 537 • Improved low-NO<sub>x</sub> and CO measurement devices
- 538 • Durable sensors that can provide real-time measurement of combustion products
- 539 • Sensors and software algorithms to compute heat exchanger and furnace fouling
- 540 • Sensor that can provide high-temperature measurement
- 541 • “Smart” control system to run multiple boilers (neural networks)
- 542 • Improved measurement of steam use and temperature

543

#### 544 **Technology Transfer**

- 545 • Energy technology clearinghouse to store and categorize information
- 546 • Better explanation of combustion industry’s priorities to specialized R&D communities
- 547 • More expertise in trouble-shooting of combustion and heating systems
- 548 • Convenient training and education program for operators and users(easily adaptable to  
549 different boiler systems)
- 550 • Definition of separate strategies for retrofitting different boiler types to meet performance  
551 standards
- 552 • Establishment of high-level, government/industry group to set priorities for combustion  
553 technology research and joint funding
- 554 • Determination of cost/benefit of various recuperative schemes (user-friendly tool)
- 555 • Consistent government standards for energy and environment for all fuels and all industries
- 556 • Baseline energy impact on U.S. economy, security, and sovereignty
- 557 • Identification of potential combustion technologies for all fuels to meet goals
- 558 • Identification of impacts of one goal on another and examination of interactions
- 559 • Acceleration of the application, testing, and commercialization of new materials

- 560 • Cross-industry consortia to demonstrate new technologies
- 561 • Identify needs for demonstration sites
- 562 • Reduction in time for new technologies to make it to the marketplace through governmental
- 563 deployment support
- 564 • Removal/reduction of restrictions to working with government (competitive information,
- 565 regulatory conflicts, paperwork requirements)
- 566

#### 567 **Design and Development**

- 568 • New boiler and combustion cycles:
  - 569 ○ Pressurized combustion systems
  - 570 ○ Turbo-charged, recuperated combinations
  - 571 ○ Min 1,500 psi, 1,500°F
- 572 • Use of electric fields to improve stability range and equivalence (fuel/air ratio) of lean pre-mix
- 573 burners
- 574 • Integration of all established, desirable elements into a common technology platform (“super”
- 575 boiler program) to develop family of advanced packaged boilers
- 576 • Exploration of stability of lean pre-mix systems using different stabilization procedures in
- 577 standard boilers
- 578 • Stable combustion systems to accommodate rapid load changes
- 579 • Indirect-fired radiant air heater units and associated materials developments
- 580 • Non-invasive techniques for the removal of solids from boiler tubes
- 581 • Improved alternative materials
- 582 • High temperature steam generation (CHP or industrial power generators)
- 583 • Capture of flue gas heat through improved materials
- 584 • Filter systems for pressurized fluidized beds (possibly ceramic)
- 585 • Combustion by-product clean-up in fluidized bed
- 586 • Improved back-end materials for fluidized beds
- 587

#### 588 **Tools and Models**

- 589 • Investigation of heat transfer characteristics through flow modeling design (number of passes)
- 590 • Testing and demonstration of hybrid systems (e.g., low-NO<sub>x</sub> burners plus post-combustion
- 591 cleanup equipment) to determine their potential for meeting environmental targets
- 592 • High-efficiency, low-emission boiler demonstration program (like Clean Coal Technology
- 593 Program but not specifically associated with coal)
- 594 • Testing and demonstration of fuel use (looking at emissions control and operational issues)
- 595 • Energy-efficient technology verification program
- 596 • Equivalent of the Sandia Burner Engineering/Research Laboratory (BERL) for fire-tube boilers
- 597

#### 598 **Fuels and Oxidants**

- 599 • Low-cost oxygen generation methods
- 600 • Documentation of trade-offs and benefits of oxy-enriched burners and boilers
- 601 • Multi-fuel burners
- 602 • Methods to pre-heat fuel
- 603 • Less expensive ways to store gaseous fuels
- 604 • More efficient atmospheric fluidized-bed combustion systems for solid fuels
- 605 • Investigation of gasification



- 606 • Development of a high pressure feeder
- 607 • Examination of existing technologies that can be applied to fuel reforming to increase fuel
- 608 flexibility
- 609 • Program to expand use of ash from boilers (particularly those using low-NOx burners) burning a
- 610 variety of fuels
- 611 • Continued testing of fuel blends

**System Integration**

- 614 • Burner and combustion systems that are compatible with advanced gas turbine technology
- 615 • Integrated advanced burner concepts and boiler/duct heater combinations
- 616 • Burner component research coordinated with boiler R&D
- 617 • Steam-trap selection tool for condensate system and better steam traps
- 618 • Condensate system design that prevents contamination due to poor water quality
- 619 • Use of waste heat in condensate system
- 620 • Combined heat and power (CHP) designs that balance thermal and electricity requirements
- 621 efficiently
- 622 • Capture of flue gas heat through improved process integration
- 623 • Independent evaluation of post combustion clean-up systems

624  
625 Tables 3a and 3b below summarize top and high priority R&D goals listed in 2001 roadmap for process  
626 heating technology [8].

627  
628 **Table 3a - Top and High Priority Goals listed in 2001 Roadmap for Process Heating Technology [8]**

Top and High Priority R&D Goals	Industries Impacted									
	Primary Steel	Heat Treating	Forging	Metal Casting	Aluminum	Pulp and Paper	Glass	Petroleum	Chemical	Food Products
<b>SENSORS AND PROCESS CONTROLS</b>										
Optimize process control protocols that integrate sensor readings with auto adjustments to the process	✓	✓	✓	✓	✓	✓	✓	✓	✓	✓
Cost-effective intelligent control systems	✓	✓	✓	✓	✓	✓	✓	✓	✓	✓
Accurate, non-invasive flow measurement for hot liquids and gases	✓	✓		✓	✓		✓	✓		
On-line gas composition analyzers	✓	✓	✓	✓	✓		✓	✓	✓	
Non-intrusive sensors based on optical diagnostic technology	✓	✓	✓	✓	✓		✓	✓	✓	✓
Instability sensors that can detect approaching flame instability	✓	✓	✓	✓	✓		✓	✓	✓	✓
Variability reduction through new sensors and methods	✓	✓	✓	✓	✓	✓	✓	✓	✓	✓
Non-contact pyrometry that is not emissivity dependent	✓	✓	✓	✓	✓			✓	✓	
Reliable dew point analyzers		✓			✓		✓			
Non-temperature-sensitive oxygen sensor	✓	✓		✓	✓			✓		
Non-contact, non-destructive in-situ carbon analysis	✓	✓								
Transformation structure detection	✓	✓	✓							
In-situ melt chemistry	✓		✓	✓						
Advanced sensors that measure multiple emissions	✓	✓	✓	✓	✓	✓	✓	✓	✓	✓
Accurate non-contact hardness sensors	✓	✓	✓	✓	✓					
<b>IMPROVED HIGH-TEMPERATURE MATERIALS</b>										
Improve performance of high-temperature materials including alloy composites	✓	✓	✓	✓	✓			✓	✓	
Improved, cost-effective materials for heat recovery	✓	✓	✓	✓	✓	✓	✓	✓	✓	✓
Composite materials with enhanced properties compared to existing material	✓	✓	✓	✓	✓		✓	✓	✓	
<b>DESIGN TOOLS AND SYSTEMS INTEGRATION</b>										
Predictive models of heat process system	✓	✓	✓	✓	✓	✓	✓	✓	✓	✓
Better material property data for design	✓	✓	✓	✓	✓	✓	✓	✓	✓	✓
Models for heat recovery equipment/systems	✓	✓	✓	✓	✓	✓	✓	✓	✓	✓

Table 3b - Top and High Priority Goals listed in 2001 Roadmap for Process Heating Technology [8]

Top and High Priority R&D Goals	Industries Impacted									
	Primary Steel	Heat Treating	Forging	Metal Casting	Aluminum	Pulp and Paper	Glass	Petroleum	Chemical	Food Products
<b>HEAT GENERATION SYSTEMS</b>										
Improve methods for stabilizing low emission flames	✓	✓	✓	✓	✓	✓	✓	✓	✓	✓
Combustion technologies that simultaneously reduce emissions, increase efficiency and increase heat transfer	✓	✓	✓	✓	✓		✓	✓		
Heavy oil burner with gas emissions profile	✓	✓	✓	✓	✓	✓	✓	✓	✓	
Better ultra-low NO <sub>x</sub> burners	✓	✓	✓	✓	✓	✓	✓	✓	✓	✓
Smart burners that adjust heat release profile	✓	✓	✓	✓	✓		✓	✓		
Develop the next generation of heating methods										
Hybrid gas/electric heating systems										
<b>HEAT TRANSFER SYSTEMS</b>										
Minimize air volume of convection ovens		✓		✓	✓	✓		✓	✓	
Enhance heat transfer (e.g., coefficients)	✓	✓	✓	✓	✓	✓	✓	✓	✓	✓
<b>HEAT RECOVERY SYSTEMS</b>										
Low-cost, low-temperature heat recovery	✓	✓			✓			✓	✓	✓
<b>EMISSIONS CONTROLS</b>										
Reduce the capital and operating cost of environmental equipment	✓	✓	✓	✓	✓	✓	✓	✓	✓	✓
Cost-effective and compact emission scrubbers and catalytic converters for industry	✓		✓	✓	✓		✓	✓		
Advanced incineration, pyrolysis, and/or gasification technologies for by product reuse (e.g., solid waste)						✓		✓	✓	✓
Cost-effective N <sub>2</sub> filter for combustion air and fuel	✓	✓	✓	✓	✓		✓	✓		
<b>AUXILIARY INPUTS/SERVICES</b>										
Generate low-cost process atmospheres and oxidants	✓	✓	✓		✓		✓	✓	✓	
<b>HEAT CONTAINMENT</b>										
Improve cooling technology to avoid water use/cooling	✓	✓	✓	✓	✓		✓	✓		✓

### 3.2. Summary

The challenges of improving industrial process heating systems are extremely complex, and the process heating equipment industry has inadequate resources to tackle them alone. While developments at the component level will remain important, breakthroughs in efficiency, productivity, safety, and environmental performance hinge on optimizing process heating systems from a total systems perspective. By approaching development, from a total systems view, research can result in increasingly efficient, clean, fuel-flexible, and reliable process heating systems, capable of producing uniform high-quality end products at high production rates. These systems will offer benefits to our nation, furthering energy security and environmental protection goals.

### 4. Risk and Uncertainty, Other Considerations

Many technological, regulatory, and institutional barriers prevent industrial process heating systems from achieving the best performance levels today. Risk and uncertainty with respect to the uptake of technological improvements is rooted in barriers preventing technology adoption. The following discusses the barriers common to the entire industry, as well as those specific to fuel-based, electric-based, and steam-based systems respectively.

#### 4.1. Industry-wide Barriers

- The **financial risk** associated with adopting a new technology is considerable in the industries that use energy intensive and expensive process heating equipment. As a result, these industries are typically conservative, initiating relatively few technological changes over the past several decades. Industry, as a whole, is unwilling to risk a heavy financial burden resulting from

704 inadequate performance of a new system. In the current competitive economic environment,  
705 incentives do not exist for either the end-user or the technology vendor to assume excessive  
706 financial risk [6].

- 707 • A further barrier to the development of new process heating system designs is the industry's  
708 **inability to accurately predict the performance** of the new systems. No standard exists for  
709 measuring or reporting performance under “standard” or agreed upon operating conditions.  
710 Additionally, technologies for measuring key process heating parameters are not adequately  
711 advanced, and industry does not take advantage of existing state-of-the-art heat transfer,  
712 combustion, or materials laboratories because the available results from the development  
713 organizations are generally detailed, micro-level data that need to be interpreted and applied  
714 for practical applications. For the most part, the size and type of laboratory test equipment  
715 available are inadequate, and the costs to rebuild them are prohibitive [6].
- 716 • **A wide gap exists between researchers**, who often work on a relatively small scale, **and the**  
717 **component, equipment, or systems designers**. Considerable fundamental knowledge exists or  
718 is being pursued at the national laboratories and in academic and other research institutions,  
719 but the transfer and use of this knowledge requires simplified tools that are either unavailable  
720 or prohibitive because of cost and training time [6].

721

#### 722 **Fuel-based Process Heating System Barriers:**

- 723 • As already indicated, the furnace and industrial heating industry has been relatively slow to  
724 develop and adopt new technologies. This is primarily due to characteristics of the industry,  
725 including the relatively **small size of the companies** offering industrial heating systems and **the**  
726 **lack of communication and integration between the equipment suppliers and the end-users**  
727 [6].
- 728 • Another barrier to furnace system development is the **high level of integration** of industrial  
729 heating equipment **with the other process steps and equipment within a plant**. The operation  
730 of the entire plant is often dependent on the furnace system. Thus, the end user is hesitant to  
731 risk production downtime that may result from a new furnace technology [6].
- 732 • The **end user's requirement for system flexibility** may also pose a problem for furnace  
733 technology development. The end user will likely prefer a more reliable, less efficient furnace  
734 system if it meets the needs of the plant without exception, rather than risk limitations with a  
735 new technology [6].

736

#### 737 **Electric-based Process Heating System Barriers:**

- 738 • Large differential between cost of thermal energy generated from fuels vs. use of electricity that  
739 favors fuel based systems
- 740 • Limited use of electrical systems for large energy user industries such as steel, petroleum  
741 refining, chemical etc. due to use of high (>1600<sup>0</sup>F) temperature where conventional electric  
742 heating systems are limited or very expensive.
- 743 • Lack of developments of hybrid systems which can make optimum use of electrical and fuel fired  
744 systems.
- 745 • Non-availability and cost of materials used for electric systems that can be used in high  
746 temperature “contaminated” process environments.

747

#### 748 **Steam-based Process Heating System Barriers:**

- 749 • Temperature limitations of steam based heating. Most systems have to be limited to less than  
750 500°F due to limitations on steam temperature even at very high steam pressures or superheat  
751 [6].
- 752 • Many small and medium size plants do not have access to steam and installation of steam  
753 generators requires large investments and operating cost [6].
- 754 • The variety of boilers in use today is a barrier to the development of combustion technologies  
755 that reduce emissions uniformly because an advanced burner developed for a particular boiler  
756 design may not transfer successfully to other boilers. The turndown instability of lean premixed  
757 combustion systems is a barrier to reducing NOx emissions. Additionally, because various fuels  
758 have different NOx control requirements, achieving NOx goals as well as targets for systems  
759 operations and fuel flexibility is exceedingly difficult [6].
- 760 • Another barrier to new boiler development is emission regulations. Under more stringent  
761 regulations, it may be necessary to install a particulate control system on the back end for new  
762 installations. However, commercial and developing technologies have not been adequately  
763 demonstrated as effective options for controlling fine particulate emissions (<2.5 microns) for a  
764 wide variety of process conditions [6].

765  
766 **5. Sidebars; Case Studies**  
767

768 **5.1. Case study – Infrared heating reduces energy and improves material properties**  
769

770 Preheating of the metal billets prior to hot-forging was  
771 identified by the Department of Energy (DOE)  
772 Advanced Manufacturing Office (AMO) as an area with  
773 potential for significant energy savings for the US  
774 forging industry. Preheating of billets in the aluminum  
775 forging industry is costly, slow and energy intensive.  
776 Rapid infrared heating (Figure 4) offers the opportunity  
777 to provide a faster, cheaper and less energy intensive  
778 alternative to traditional gas-fired convection ovens  
779 which typically preheat forgings to above 800°F [9],  
780 [10]. In this DOE-sponsored project, ORNL teamed with  
781 Queen City Forging, Komtek, Infrared Heating  
782 Technologies, Northeastern University and the Forging  
783 Industry Association to scale up a laboratory based  
784 batch-type infrared furnace from ORNL to develop an  
785 optimized continuous hybrid infrared furnace setup for  
786 an industrial forging application. Implementation of the  
787 IR furnace at the Queen City Plant demonstrated the  
788 ability to reduce preheating times for aluminum  
789 forgings from 1-6 hours to 14-18 minutes. The infrared  
790 pretreatment was 75% more energy efficient than  
791 conventional ovens. Finally, the system proved robust  
792 in industrial conditions. The IR furnace has  
793 demonstrated a downtime of less than 5% in over  
794 three years of preheating billets [9], [10].



**Figure 4 - Continuous-belt IR heating furnace installed at Queen City Forging Company, Cincinnati, Ohio [10].**

795 **6. References**

796

797

798

799

800

801

802

803

804

805

806

807

808

809

810

811

812

813

814

815

816

817

818

819

820

821

822

823

824

825

826

827

828

829

830

831

832

833

834

1. Improving Process Heating System Performance: A Sourcebook for Industry, Second Edition, U.S. Department of Energy, Industrial Heating Equipment Association (IHEA), 2007.
2. Sankey diagram of process energy flow in U.S. Manufacturing Sector. Available at - <http://energy.gov/eere/amo/sankey-diagram-process-energy-flow-us-manufacturing-sector>. The data source for the Sankey Diagram is the Manufacturing Energy and Carbon Footprints (2010 MECS).
3. Waste heat to power – Economic tradeoff and consideration, presented by Dr. Arvind Thekdi, E3M Inc., 3<sup>rd</sup> Annual Waste Heat to Power Workshop 2007, September 25, 2007, Houston, TX.
4. R. B. Chapas and J. A. Colwell, “Industrial Technologies Program Research Plan for Energy-Intensive Process Industries,” prepared by Pacific Northwest National Laboratory for the U.S. DOE (2007), available from: [http://www1.eere.energy.gov/manufacturing/pdfs/itp\\_research\\_plan.pdf](http://www1.eere.energy.gov/manufacturing/pdfs/itp_research_plan.pdf). Energy use scaled to 2010 *Manufacturing Energy and Carbon Footprints (2010 MECS)* data.
5. Roadmap for Process Heating Technology, Developed by Industrial Heating Equipment Association and the U.S. Department of Energy, March 2001.
6. Industrial Combustion Technology Roadmap – A Technology Roadmap by and for the Industrial Combustion Community, This roadmap document was prepared by Energetics, Incorporated based on input provided by participants in a facilitated workshop held in August 2001, October 2002.
7. Industrial Combustion Technology Review – Oak Ridge National Laboratory (ORNL) Report by Arvind Thekdi, Klaus Hemsath, and Richard Martin, March 2007.
8. Roadmap for Process Heating Technology – Priority Research & Development Goals and Near-Term Non-Research Goals to Improve Industrial Process Heating, AHEA and DOE, March 2001. Available at: [http://www1.eere.energy.gov/manufacturing/tech\\_assistance/pdfs/process\\_heating\\_0401.pdf](http://www1.eere.energy.gov/manufacturing/tech_assistance/pdfs/process_heating_0401.pdf).
9. Infrared Billet Heating Technology Enables Production of Low Cost Diesel Engine Rotors, Oak Ridge National Laboratory (ORNL), Fact Sheet. Available at: [http://web.ornl.gov/sci/ees/itp/documents/FS\\_QC\\_Impellers2010.pdf](http://web.ornl.gov/sci/ees/itp/documents/FS_QC_Impellers2010.pdf)
10. Enhancement of Aluminum Alloy Forgings through Rapid Billet Heating, US DOE, June 2006. Available at - [https://www.forging.org/system/files/field\\_document/Enhancement.pdf](https://www.forging.org/system/files/field_document/Enhancement.pdf).
11. IMPACTS – Industrial Technologies Program: Summary of Program Results for CY2008, US DOE. August 2010. Available at [http://www1.eere.energy.gov/manufacturing/about/pdfs/impacts2008\\_full\\_report.pdf](http://www1.eere.energy.gov/manufacturing/about/pdfs/impacts2008_full_report.pdf)
12. C. Leonelli and T. J. Mason, “Microwave and ultrasonic processing: now a realistic option for industry,” *Chemical Engineering and Processing* 49 (2010) 885-990.
13. Z. Z. Fang, S. Middlemas, J. Guo, and P. Fan, “A new, energy-efficient chemical pathway for extracting Ti metal from Ti minerals,” *Journal of the American Chemical Society* 135 (2013) 18248-18251.